

June 2025



[English]

Port State Control Annual Report

Foreword

This Annual Report on Port State Control (PSC) summarizes deficiencies identified during PSC inspections carried out in various countries around the world. The report is prepared with the objective of building awareness of the present state of PSC and thereby improving future onboard maintenance and inspections as well as Safety Management Systems. It consists of the following chapters:

Chapter 1: Measures Adopted by ClassNK

Chapter 2: Statistical Analysis of Detained Ships Registered with ClassNK

Appendix: Sample Photos of Typical Deficiencies

Port State Control has been recognized as an effective means to reduce the number of substandard ships, improve the safety of ships at sea, and prevent marine pollution. Worldwide PSC activity has been significantly strengthened along with the increasing number of amendments to the relevant International Conventions. Also, for more effective implementation of port state responsibilities, many countries have signed a Memorandum of Understanding (MOU) for regional cooperation in local PSC, agreeing to establish a centralized & digitized database system and/or a harmonized approach.

The scope of PSC inspection has been extended from the hardware aspect of ships to the software aspect, such as onboard maintenance or operational procedures, ever since the ISM Code was adopted and applied to all ships, and it is still expanding as new regulation concepts continue to be introduced.

In line with the above progress of PSC, ClassNK has been and will continue working hard to increase the transparency of information related to PSC and to eliminate substandard vessels.

June 2025

Note: Every effort has been made to ensure the accuracy of the information presented in this report. However, as information is collected from a variety of sources, ClassNK cannot be held responsible for any erroneous data, judgements or conclusions that may appear in this report, in cases where the information available should prove to have been incomplete or incorrect in any respect.

TABLE OF CONTENTS

Chapter 1

Measures Adopted by ClassNK	1
1.1 Cooperative Assistance with PSC and Treatment of the Deficiencies	1
1.2 Treatment of Inspection Reports by PSC Officers	1

Chapter 2

Statistical Analysis of Detained Ships Registered with ClassNK	2
2.1 General	2
2.2 Data on Detentions	2
2.2.1 Detentions per Ship Type	2
2.2.2 Detentions per Ship Age	4
2.2.3 Detentions per PSC Authority	5
2.2.4 Detentions per Tokyo, Paris MOUs and USCG	6
2.3 Analysis of Detainable Deficiencies	7
2.3.1 Number of Detainable Deficiencies per Category	7
2.3.2 Number of Detainable Deficiencies per Defective Items	8
2.3.3 Frequently Reported Deficiencies per Category	9
2.4 Analysis of Detainable Deficiencies per PSC Country	13
2.4.1 China	13
2.4.2 Australia	14
2.4.3 Italy	14
2.4.4 Indonesia	15
2.4.5 Canada	15
2.4.6 United States	16
2.4.7 Belgium	16

Appendix: Sample Photos of Typical Deficiencies	17
--	-----------

Chapter 1

Measures Adopted by ClassNK

1.1 Cooperative Assistance with PSC and Treatment of Deficiencies

When surveyors of the Society are notified of the detention of a ship classed with ClassNK by port state, the Society actively responds in the following manner:

- Surveyors liaise with PSCO to ensure that they are called in as soon as appropriate when deficiencies related to class and/or statutory matters are identified.
- Surveyors carefully explain to PSCO IACS or class interpretation of class and statutory requirements when there is any question regarding PSCO's viewpoint of these requirements or PSCO requests the Society's viewpoint.
- Surveyors provide PSCO with background information extracted from previous survey reports pertinent to the inspection and the details of class and/or statutory conditions as requested.
- Surveyors who attend ships for deficiencies identified by PSCO conduct a careful examination of not only these deficiencies but also the hull, machinery and equipment to the extent of an Annual Survey, as appropriate, considering the seriousness of any deficiency.

1.2 Treatment of Inspection Reports by PSC Officers

When a surveyor receives a copy of a PSC inspection report, the report is forwarded to Head Office for investigation by the relevant department. Insight and knowledge obtained from the investigation are utilized to improve our survey and audit quality. Also, as a result of the investigation, in cases where the deficiencies identified by PSC are related to previous surveys, suitable corrective and preventive actions are taken in line with our quality system.

Chapter 2

Statistical Analysis of Detained Ships Registered with ClassNK

2.1 General

The data in this chapter on ships detained due to deficiencies identified during PSC inspections is based on the following sources:

- (1) Notifications issued from Port States in accordance with IMO Resolution A.1185(33) “Procedures for Port State Control” and
- (2) Public Information related to detained ships issued by the Tokyo MOU, the Paris MOU, and the USCG.

In 2024, 381 PSC detentions were reported for NK classed ships. They include cases of detention for reasons not related to class or to NK.

2.2 Data on Detentions

2.2.1 Detentions per Ship Type

Table 2.2.1 Detentions per Ship Type

Ship Type	Number of Registered Ships (500GT or over)			Number of Detentions			Detention Ratio (%)		
	2022	2023	2024	2022	2023	2024	2022	2023	2024
Bulk Carrier	3,998	4,046	4138	209	270	236	5.2	6.7	5.7
General Cargo	693	713	740	39	43	56	5.6	6.0	7.6
Container Carrier	674	677	701	14	28	20	2.1	4.1	2.9
Chip Carrier	132	142	141	4	6	7	3.0	4.2	5.0
Cement Carrier	128	128	124	0	1	1	0.0	0.8	0.8
Ro-Ro Ship	99	100	100	1	3	2	1.0	3.0	2.0
Vehicles Carrier	309	295	297	6	11	7	1.9	3.7	2.4
Reefer Carrier	108	106	108	2	3	9	1.9	2.8	8.3
Oil/Chemical Tanker	1,404	1,374	1352	35	45	29	2.5	3.3	2.1
Gas Carrier	404	406	406	1	9	12	0.2	2.2	3.0
Others	661	661	653	2	0	2	0.3	0.0	0.3
Total	8,610	8,648	8,760	313	419	381			

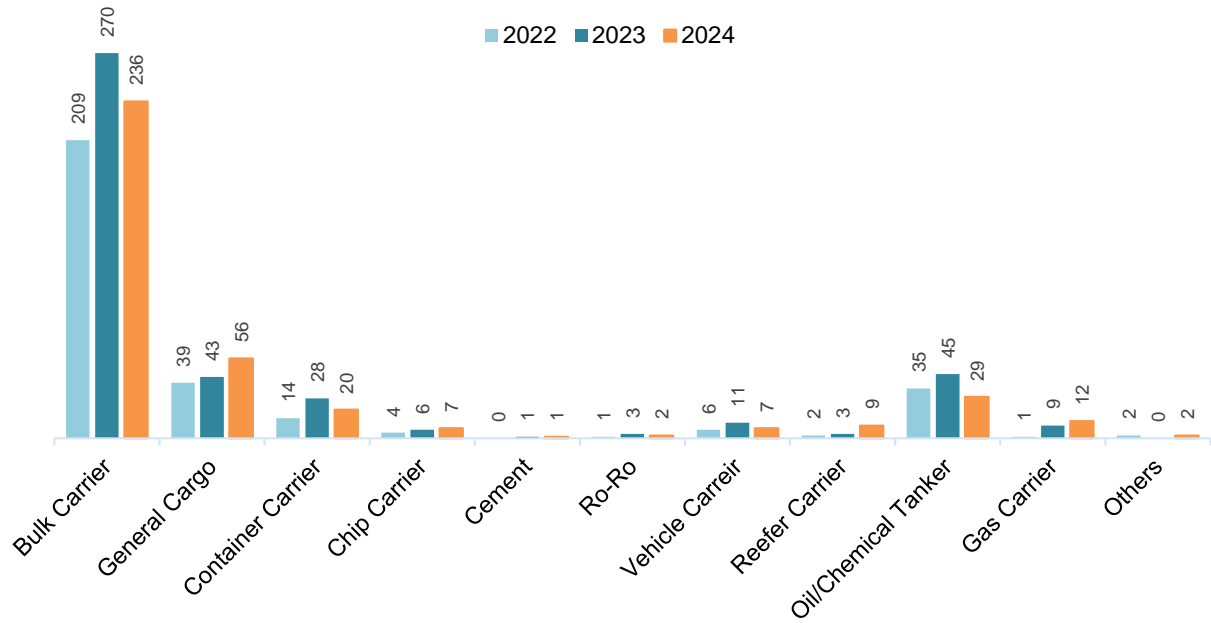


Fig. 2.2.1-1 No. of Detentions per Ship Type

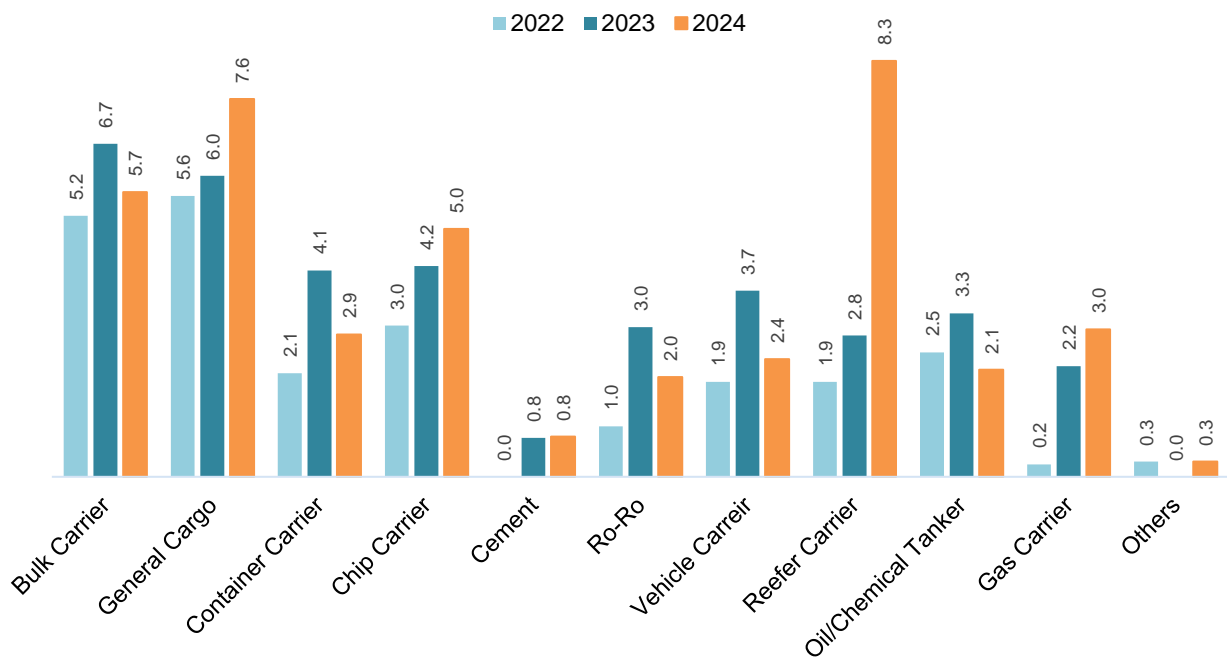


Fig. 2.2.1-2 Detention Ratio per Ship Type (%)

2.2.2 Detentions per Ship Age

Table 2.2.2 Detentions per Ship Age

Ship's Age	Number of Registered Ships (500GT or over)			Number of Detentions			Detention Ratio (%)		
	2022	2023	2024	2022	2023	2024	2022	2023	2024
Up to 5 years old	1,984	1,655	1,981	17	14	10	0.9	0.7	0.5
Over 5 and up to 10	2,218	1,816	1,771	42	29	26	1.9	1.6	1.5
Over 10 and up to 15	2,241	2,313	2,275	116	123	100	5.2	5.4	4.4
Over 15 and up to 20	1,095	1,576	1,535	63	112	101	5.8	7.3	6.6
Over 20 and up to 25	642	679	643	44	75	83	6.9	11.7	12.9
Over 25	430	609	555	31	66	61	7.2	11.9	11.0
Total	8,610	8,648	8,760	313	419	381			

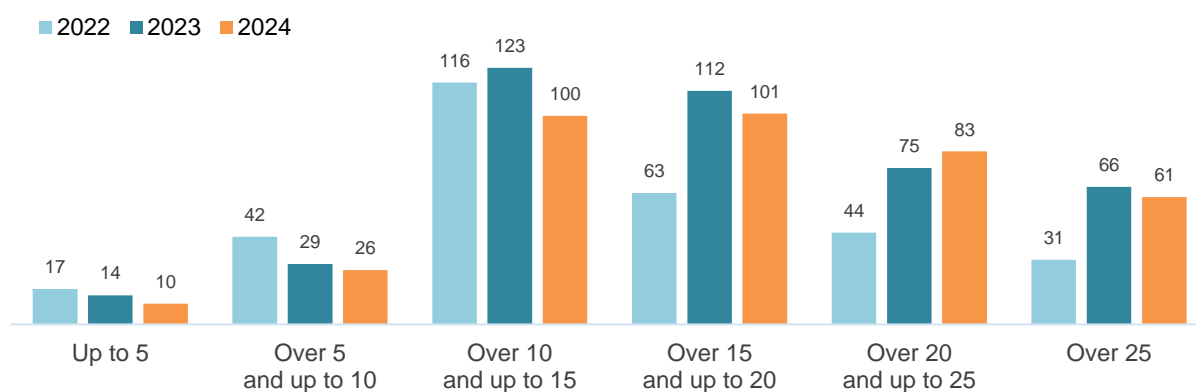


Fig. 2.2.2-1 No. of Detentions per Ship Age

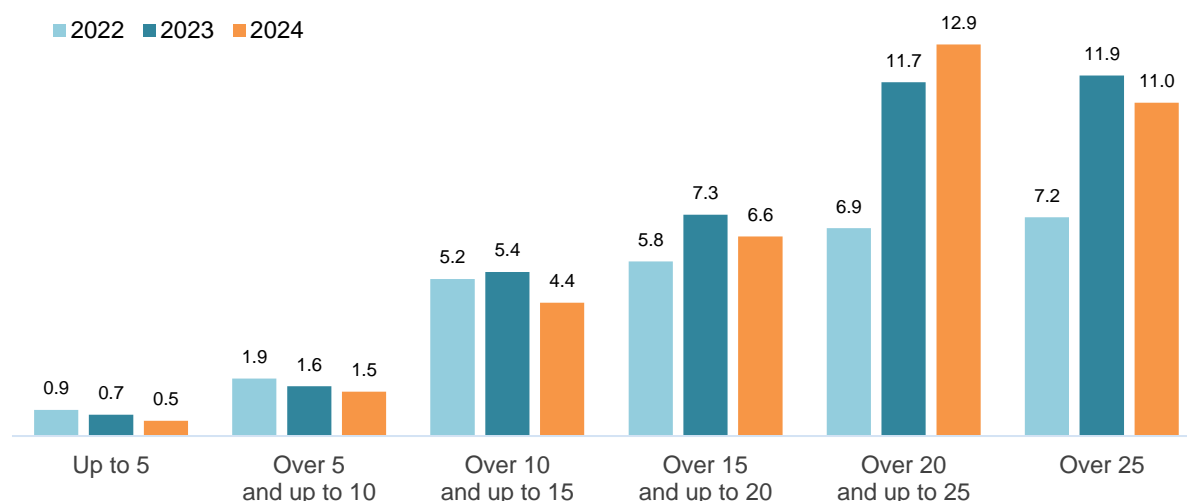


Fig. 2.2.2-2 Detention Ratio per Ship Age (%)

2.2.3 Detentions per PSC Authority

Table 2.2.3 No. of Detentions per PSC Authority

Country	2022	2023	2024
CHINA	41	175	116
AUSTRALIA	54	54	42
RUSSIA	32	23	34
ITALY	18	22	22
CANADA	12	13	18
JAPAN	6	6	12
INDIA	3	6	9
UNITED KINGDOM	7	7	9
GERMANY	7	5	7
TURKIYE	8	4	7
UNITED STATES	8	12	7
INDONESIA	22	13	6
KOREA	6	6	5
NETHERLANDS	6	7	5
SINGAPORE	4	9	5
Others	79	57	77
Total	313	419	381

(*) Including Guam, Puerto Rico, and Pago Pago

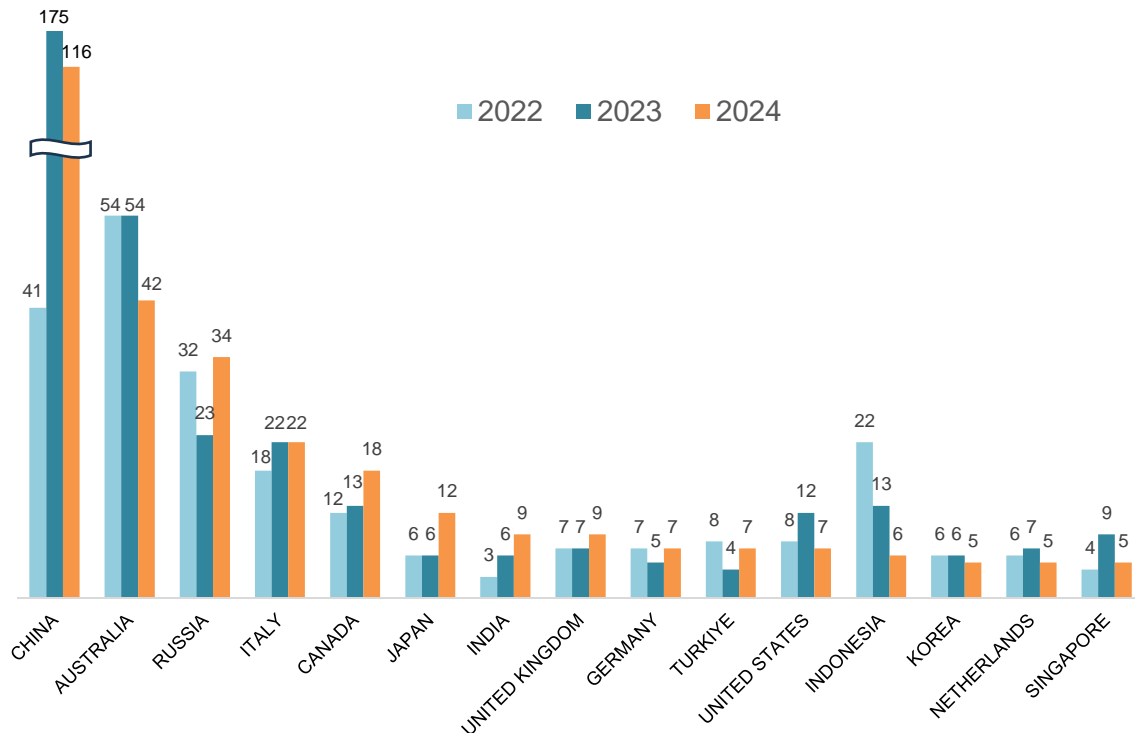


Fig. 2.2.3 No. of Detentions per PSC Authority

2.2.4 Detentions per Tokyo, Paris MOUs and USCG

Table 2.2.4 No. of Detentions per Tokyo, Paris MOUs and USCG

Region	No. of Inspections			No. of Detentions			Detentions Percentage		
	2022	2023	2024	2022	2023	2024	2022	2023	2024
Tokyo MOU (*)	7,453	8,610	8,536	164	281	214	2.20	3.26	2.51
Paris MOU (*)	2,375	2,238	2,302	98	79	92	4.13	3.53	4.00
USCG	2,286	2,097	2,090	8	12	6	0.35	0.57	0.29
Total(*)	12,114	12,945	12,928	270	372	312	2.23	2.87	2.41

(*) : There are overlapping detention cases between Tokyo MOU and Paris MOU (west coast of Canada).

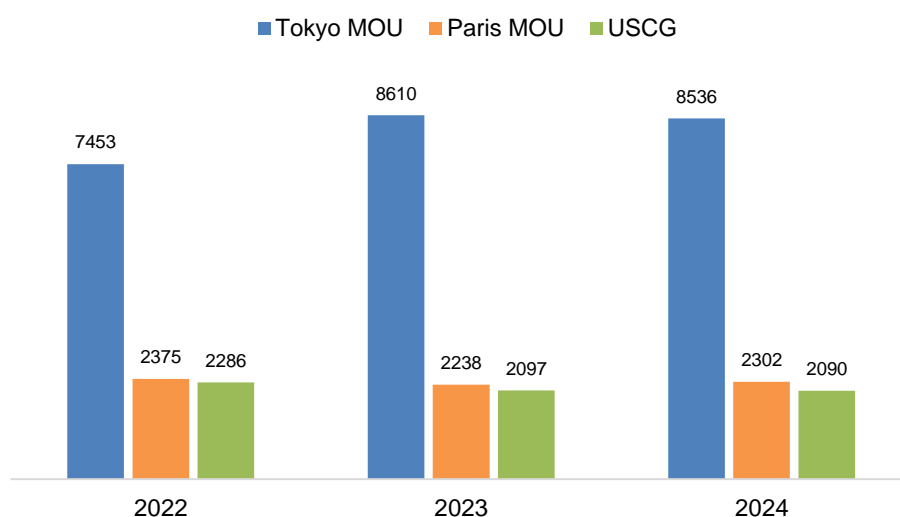


Fig. 2.2.4-1 No. of Inspections per Tokyo, Paris MOUs and USCG

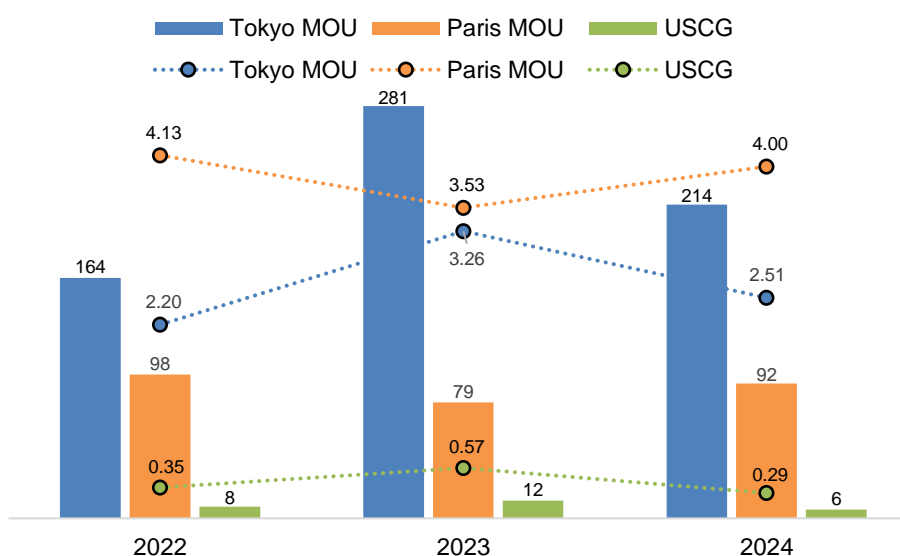


Fig. 2.2.4-2 No. of Detentions and Detention ratio per Tokyo, Paris MOUs and USCG

2.3 Analysis of Detainable Deficiencies

2.3.1 Number of Detainable Deficiencies per Category

In 2024, a total of 1,448 detainable deficiencies were reported in conjunction with 381 detentions. The deficiencies are categorized as shown in Figure 2.3.1 and categories in this figure are based on those of the Tokyo MOU.

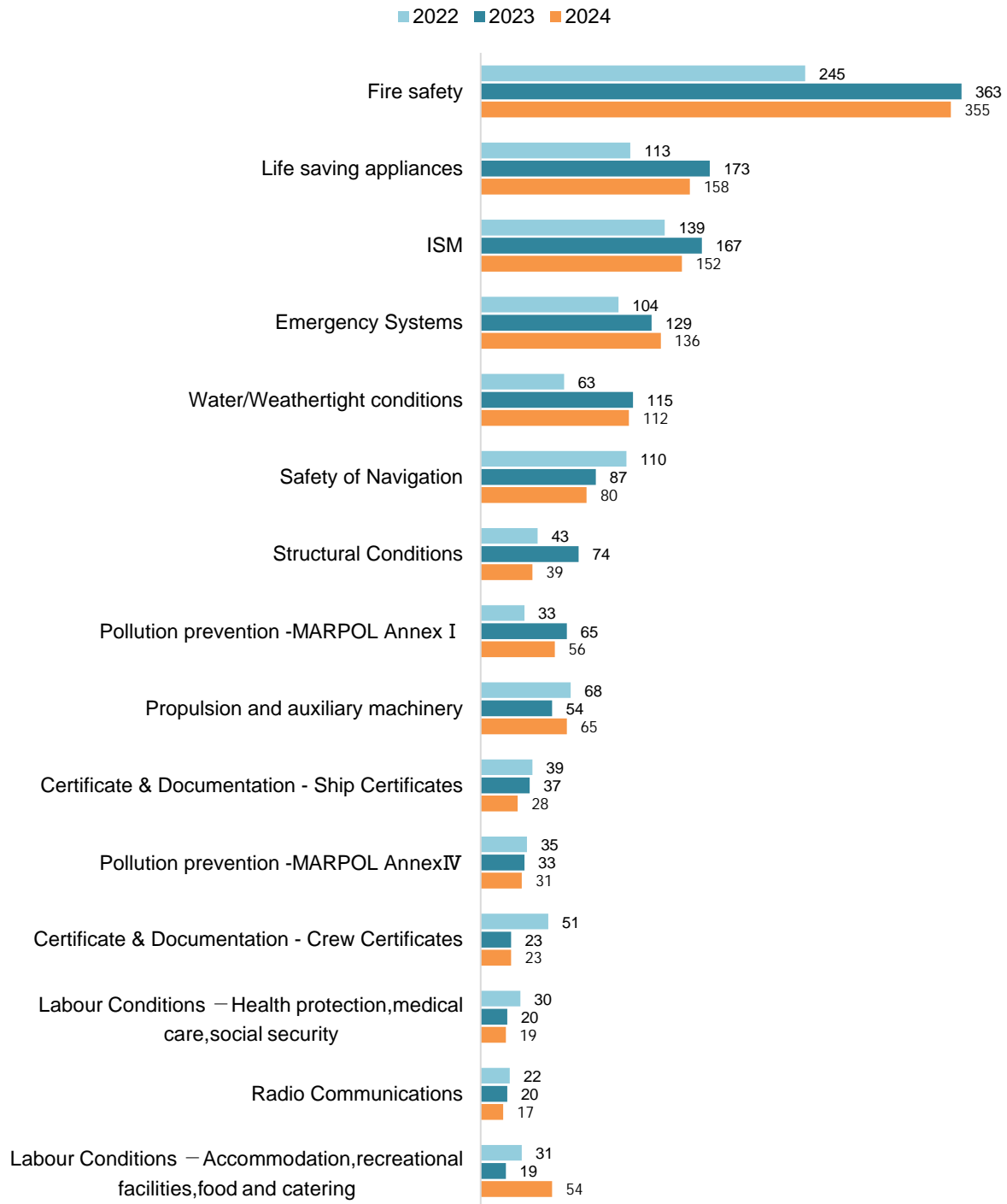


Fig. 2.3.1 No. of Detainable Deficiencies per Category

2.3.2 Number of Detainable Deficiencies per Defective item

Figure 2.3.2 shows those items of detainable deficiencies that were reported frequently, in conjunction with the actual detention of ships in the NK fleet.

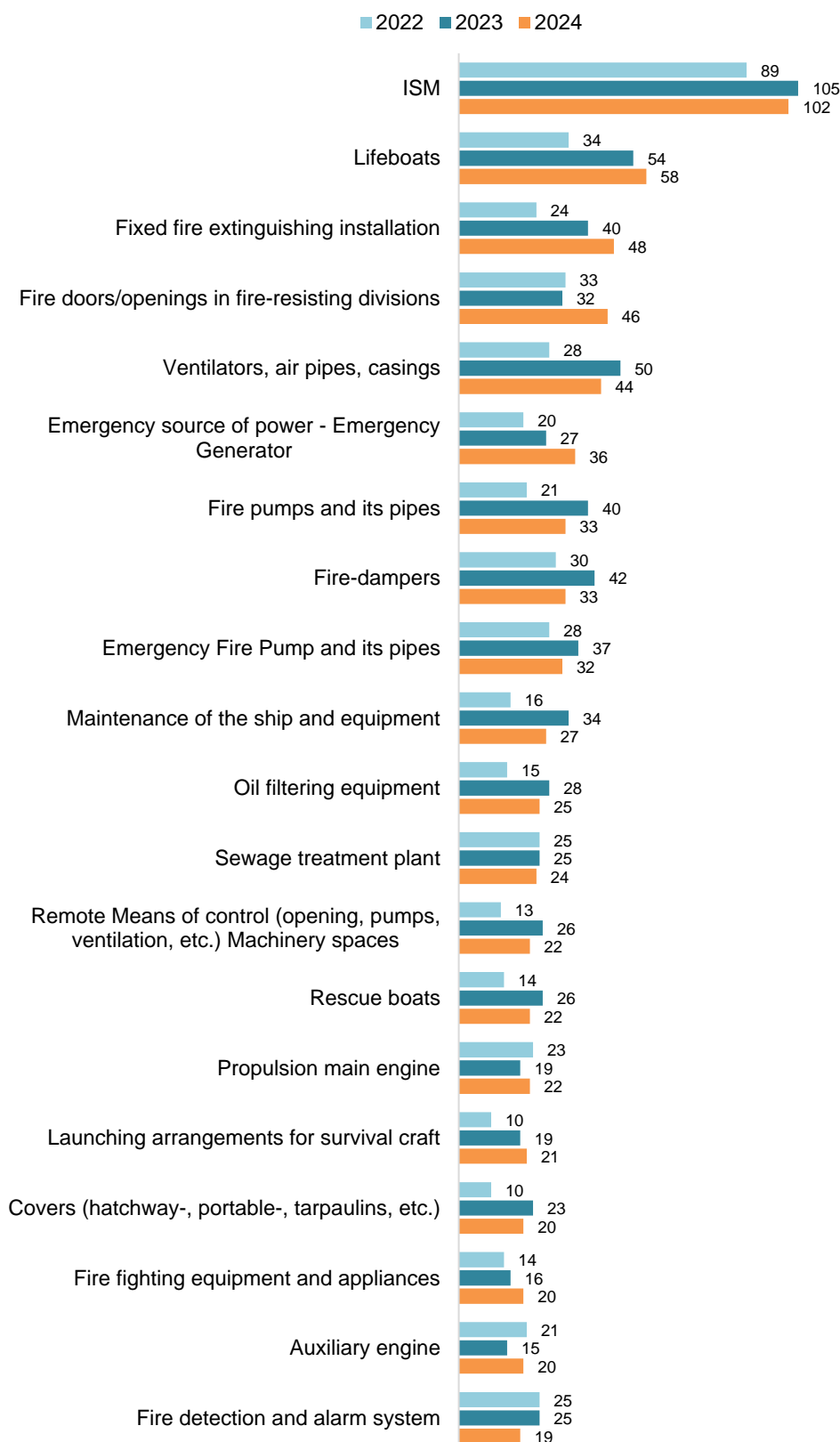


Fig. 2.3.2 No. of Detainable Deficiencies per Defective item

2.3.3 Frequently Reported Deficiencies per Category

The deficiencies per category reported from 2022 to 2024 are explained in detail in (1) to (9).

(1) Fire Safety

Major types and details of deficiencies noted under the category of “Fire Safety” are shown in Table 2.3.3-(1) below.

Table 2.3.3-(1) Fire Safety

欠陥項目	2022	2023	2024	Noted Deficiencies
Fixed fire extinguishing Installation	21	40	48	Worn/corroded/holed piping line, Malfunction
Fire doors/openings in fire-resisting divisions	33	32	46	Unable to close properly (by self-closing device), Fitting of hold-back system, Unable to lock with latch
Fire pumps and its pipes	21	40	33	Malfunction of fire pump (incl. for emergency), Insufficient pressure, Worn/holed/leaking in fire main line, Malfunction of isolation valves
Fire-dampers	30	42	33	Worn, Unable to close properly
Remote Means of control (opening, pumps, ventilation, etc.) Machinery spaces	13	26	22	Failure of quick closing valve, Defective closure for ventilation of engine room
Fire fighting equipment and appliances	14	16	20	Damage/leakage of Fire main pipes, Damage/failure of isolation valves

(2) Life Saving Appliances

Major types and details of deficiencies noted under the category of “Life Saving Appliances” are shown in Table 2.3.3-(2) below.

Table 2.3.3-(2) Life Saving Appliances

欠陥項目	2022	2023	2024	Noted Deficiencies
Lifeboats	34	54	58	Unable to start engine, Poor maintenance of rechargeable batteries, Inoperable on-load release gears
Rescue boats	14	26	22	Unable to start engine, Poor maintenance of rechargeable batteries
Launching arrangements for survival craft	10	19	21	Inoperable, Corrosion/damage, Installation of obstructions, Defective wires for remote control means
Launching arrangements for rescue boats	11	16	9	Inoperable, Poor maintenance, Inadequate pressure of hydraulic accumulator
Embarkation arrangement survival craft	8	17	9	Poor condition of embarkation ladder, Embarkation lights broken/burned out, Installation of obstructions
Inflatable liferafts	3	4	7	Overdue maintenance interval, Inappropriate installation condition

(3) Emergency Systems

Major types and details of deficiencies noted under the category of “Emergency Systems” are shown in Table 2.3.3-(3) below.

Table 2.3.3-(3) Emergency Systems

欠陥項目	2022	2023	2024	Noted Deficiencies
Emergency source of power - emergency generator	20	27	36	Unable to start (including secondary means of starting), Unable to automatically connect to emergency switchboard
Emergency fire pump and its pipes	28	37	32	Inoperable Insufficient discharge pressure
Fire drills	14	19	15	Unfamiliarity with operation/procedure/assigned duty
Crew familiarisation with Emergency Systems	6	4	10	Unfamiliarity with operation
Abandon ship drills	8	9	9	Unfamiliarity with tasks, operation/procedure/assigned duty
Emergency lighting, batteries and switches	12	11	8	Weak/abnormal batteries, Inoperative/worn/damaged emergency lights

(4) MARPOL (AII)

Major types and details of deficiencies noted under the category of “MARPOL” are shown in the Table 2.3.3-(4) below.

Table 2.3.3-(4) MARPOL (AII)

欠陥項目	2022	2023	2024	Noted Deficiencies
Oil filtering equipment (Annex I)	15	28	25	Unfamiliarity with operation, Malfunction
Sewage treatment plant (Annex IV)	25	25	24	Malfunction, Defective instruments, Corrosion of plant case
15ppm alarm arrangement (Annex I)	7	17	18	3-way valves/alarm malfunction, Sampling line stuck, Unfamiliarity with operation
Incinerator including operations and operating manual (Annex VI)	1	0	9	Inoperable, Malfunction of interlock

(5) Water/Weathertight Conditions

Major types and details of deficiencies noted under the category of “Water/Weathertight conditions” are shown in Table 2.3.3-(5) below.

Table 2.3.3-(5) Water/Weathertight conditions

Item	2022	2023	2024	Noted Deficiencies
Ventilators, air pipes, casings	28	50	44	Corroded/seized flaps/covers of ventilators and air pipe head float
Hatch covers Cargo and other hatchways	17	31	36	Worn/corroded/holed, Worn/missing cleats, Oil leakage from hydraulic oil system, Worn/missing rubber packing
Doors	7	10	8	Corroded/worn, Not properly closed, Worn/missing rubber packing

(6) Safety of Navigation

Major types and details of deficiencies noted under the category of “Safety of Navigation” are shown in Table 2.3.3-(6) below.

Table 2.3.3-(6) Safety of Navigation

Item	2022	2023	2024	Noted Deficiencies
Lights, shapes, sound-signals	10	12	17	Navigation lights damaged (glass cracked, cover worn, etc.)
Voyage data recorder (VDR / S-VDR)	16	13	12	Malfunction
Charts	8	8	6	Not up to date, Navigation charts for engaged/intended voyage unavailable
Nautical publications	16	6	6	Not up to date, Necessary publications unavailable
Radar	0	17	4	Malfunction, Inoperable
Gyro compass	4	2	4	Malfunction, Inoperable

(7) Structural Conditions

Major types and details of deficiencies noted under the category of “Structural Conditions” are shown in Table 2.3.3-(7) below.

Table 2.3.3-(7) Structural Conditions

Item	2022	2023	2024	Noted Deficiencies
Electrical installations in general	2	9	6	Emergency switchboard malfunction, Electrical cable insulation damaged
Closing devices/watertight doors	2	8	6	Watertight doors leakage, Packing deteriorated
Ballast, fuel and other tanks	10	4	5	Inoperable/malfunctioning valves fitted in tanks
Decks - corrosion	4	1	4	Heavy corrosion, Hole

(8) Propulsion and Auxiliary Machinery

Major types and details of deficiencies noted under the category of “Propulsion and Auxiliary Machinery” are shown in Table 2.3.3-(8) below.

Table 2.3.3-(8) Propulsion and auxiliary machinery

Item	2022	2023	2024	Noted Deficiencies
Propulsion main engine	23	19	22	Oil/cooling water leakage, Defective instruments
Auxiliary engine	21	15	20	Inoperable auxiliary engines, oil leakage
Other (machinery)	7	3	10	Leakage from pipes, Inoperable/malfunctioning valves

(9) Crew Certificate

Major types and details of deficiencies noted under the category of “Crew Certificate” are shown in Table 2.3.3-(9) below.

Table 2.3.3-(9) Crew Certificates

Item	2022	2023	2024	Noted Deficiencies
Seafarers' employment agreement (SEA)	18	11	13	Contract expired, Unsuitable contract, Continuously employed on board for long period, Inappropriate/unpaid wages
Endorsement from flag state	10	4	5	(Original) certificate not available onboard, Expired
Certificates for master and officers	6	3	3	Not available onboard Unsuitable certificate
Medical certificate	5	3	1	Expired Not available onboard

2.4 Analysis of Detainable Deficiencies per PSC Authority

The most frequent detainable deficiencies per PSC Authority are shown in Tables 2.4.1 to 2.4.7 according to the number of detentions reported from 2022 to 2024.

2.4.1 China

Table 2.4.1 China

Category of Detainable Deficiency	2022	2023	2024
Fire safety	23	162	133
Water/Weathertight conditions	9	69	54
Life saving appliances	14	81	35
Emergency Systems	10	46	27
Pollution prevention -MARPOL Annex I	5	34	26
ISM	8	38	21

Defective Items	2022	2023	2024
Fixed fire extinguishing installation	5	22	26
Ventilators, air pipes, casings	3	31	25
Lifeboats	6	28	16
Fire pumps and its pipes	7	20	15
Oil filtering equipment	3	20	15
Fire-dampers	1	18	12
Covers (hatchway-, portable-, tarpaulins, etc.)	2	17	11
Fire prevention structural integrity	0	10	11
Remote Means of control (opening, pumps, ventilation, etc.) Machinery spaces	1	18	11
Fire doors/openings in fire-resisting divisions	0	7	10

A total of 402 detainable deficiencies for 112 detained ships were reported in 2024.
(3.6 detainable deficiencies/detained ships)

2.4.2 Australia

Table 2.4.2 Australia

Category of Detainable Deficiency	2022	2023	2024
ISM	16	21	17
Life saving appliances	4	5	11
Fire safety	6	12	9
Water/Weathertight conditions	13	7	8
Emergency Systems	6	4	8
Pollution prevention -MARPOL Annex I	2	8	5

Defective Items	2022	2023	2024
Emergency source of power - Emergency Generator	4	5	6
Fire-dampers	10	6	6
ISM	8	13	6
Lifeboats	2	4	5
Shipboard operations	4	2	5
15 PPM Alarm arrangements	3	3	4
Maintenance of the ship and equipment	5	1	3
Covers (hatchway-, portable-, tarpaulins, etc.)	1	2	2
Ventilators, air pipes, casings	2	4	2
Embarkation arrangement survival craft	0	0	2
Fitness for duty- work and rest hours	0	0	2

A total of 53 detainable deficiencies for 43 detained ships were reported in 2024.
(1.3 detainable deficiencies/detained ships)

2.4.3 Italy

Table 2.4.3 Italy

Category of Detainable Deficiency	2022	2023	2024
Fire safety	38	45	44
Labour Conditions — Accommodation, recreational facilities, food and catering	11	9	22
Emergency Systems	16	21	21
ISM	17	20	20
Life saving appliances	18	14	16

Defective Items	2022	2023	2024
ISM	17	20	20
Fire doors/openings in fire-resisting divisions	9	5	11
Fire drills	6	3	6
Fixed fire extinguishing installation	4	3	6
Fire fighting equipment and appliances	8	5	5
Evaluation of Crew Performance (fire drill)	3	6	5
Sanitary facilities	3	3	5

A total of 196 detainable deficiencies for 21 detained ships were reported in 2024.
(9.3 detainable deficiencies/detained ships)

2.4.4 Indonesia

Table 2.4.4 Indonesia

Category of Detainable Deficiency	2022	2023	2024
Pollution prevention -MARPOL AnnexIV	16	3	8
ISM	6	6	4
Certificate & Documentation - Crew Certificates	2	0	3
Certificate & Documentation - Documents	1	1	2
Life saving appliances	8	7	2

Defective Items	2022	2023	2024
Sewage treatment plant	11	2	5
Seafarer' employment agreement (SEA)	1	0	3
Other (MARPOL Annex IV)	0	0	2
Masters responsibility and authority	0	4	2
Log-books / compulsory entries	1	0	1
Fire control plan - all	0	0	1

A total of 28 detainable deficiencies for 6 detained ships were reported in 2024.
(4.7 detainable deficiencies/detained ships)

2.4.5 Canada

Table 2.4.5 Canada

Category of Detainable Deficiency	2022	2023	2024
ISM	6	9	11
Emergency Systems	7	4	9
Life saving appliances	4	10	7
Pollution prevention -MARPOL Annex I	3	3	3
Labour Conditions — Accommodation, recreational facilities, food and catering	0	0	3

Defective Items	2022	2023	2024
ISM	6	9	11
Emergency Fire Pump and its pipes	1	2	6
Emergency source of power - Emergency Generator	2	0	3
Seafarer' employment agreement (SEA)	2	3	2
Auxiliary engine	0	2	2
Oil filtering equipment	1	1	2

A total of 47 detainable deficiencies for 18 detained ships were reported in 2024.
(2.6 detainable deficiencies/detained ships)

2.4.6 United States

Table 2.4.6 United States^(*)

Category of Detainable Deficiency	2022	2023	2024
Fire safety	4	4	7
ISM	7	8	7
Propulsion and auxiliary machinery	0	0	2
Structural Conditions	0	2	1
ISPS	6	3	1

Defective Items	2022	2023	2024
Maintenance of the ship and equipment	3	6	5
Fire doors/openings in fire-resisting divisions	0	0	2
Oil accumulation in engine room	2	1	2
Access control to ship	2	2	1
Fire pumps and its pipes	1	1	1

(^{*}): Including Guam, Puerto Rico

A total of 18 detainable deficiencies for 7 detained ships were reported in 2024.

(2.6 detainable deficiencies/detained ships)

2.4.7 Belgium

Table 2.4.7 Belgium

Category of Detainable Deficiency	2022	2023	2024
Fire safety	16	19	10
Water/Weathertight conditions	13	3	5
Emergency Systems	8	9	5
Safety of Navigation	10	4	5
Life saving appliances	13	7	12

Defective Items	2022	2023	2024
ISM	13	8	4
Fire doors/openings in fire-resisting divisions	1	3	3
Lifeboats	2	1	3
Launching arrangements for survival craft	3	2	3
Electrical installations in general	0	3	2
Cargo and other hatchways	1	0	2
Crew familiarisation with Emergency Systems	2	2	2
Radar	0	1	2
Rescue boats	1	1	2
Launching arrangements for rescue boats	2	2	2

A total of 48 detainable deficiencies for 4 detained ships were reported in 2024.

(12 detainable deficiencies/detained ships)

Appendix

Sample Photos of Typical Deficiencies

Note: Sample photos of typical deficiencies are shown below. They consist not only of those found at PSC and class periodical surveys but also of others.

Fire Safety



Corroded fire damper

**Improper fitting of fire door
(large gap under door)**



Fire Safety



Leakage from fire main line

Missing display of “Open/Shut”



Opening between galley and
mess room and door
installation
(improper modification)

Life Saving Appliances

Deformed rescue boat davit



Shortage of wire length for remote control

**Missing connection of
HRU painter**



Life Saving Appliances




**Insufficient lighting
in master station**

**Damaged platform for
boarding rescue boat**



**Defective lights for
life jackets**



Load Line / Safety Construction



**Obscure display of
load line mark**

**Corroded/damaged
weathertight door**



**Damaged bolt holes
in manhole cover**

Load Line / Safety Construction



Heavily corroded deck

Corroded/damaged air pipe



Damage inside air pipe head

Engine Room



Leakage from fire pump

Damaged sewage
treatment plant



Leakage from machinery

Others



Corroded/damaged stairs



Unauthorized installation /
penetration of electric cables



Others



Deformed gangway

Damaged sidelight



**Corroded/damaged
mooring fitting**



A banner for PrimeShip-PSC Intelligence software. The background is a dark blue world map with yellow lines connecting various points. In the center, there is a large white circle with a '\$0' inside. To the left of the circle, there is a laptop icon and a QR code. To the right, there is a smartphone icon and another QR code. The text 'PrimeShip-PSC Intelligence' is at the top in large white letters. Below it, in smaller white letters, is 'Support for improving PSC performance and ship management systems'. At the bottom left, it says 'PC ver. (For management companies)'. At the bottom right, it says 'Mobile ver. (For seafarers)'.

Trend analysis

Using AI, it is possible to analyze trends in typical deficiencies, defective items and categories for each country/port. You can also check and graph actual deficiencies recorded by PSC, classified into each typical deficiency.



Checklist

Output pinpoint PSC checklists based on past PSC records of selected ports or countries. In addition, any checklists and report forms created on PC that are stipulated in the Safety Management Manual are automatically linked to the mobile app of the managed ships for convenient use on mobile devices.



Tie-up

Communicate with land staff in chat format regarding PSC reports and malfunctioning equipment using the mobile app. In addition, by utilizing the task status management function, it is possible to prevent oversights in task responses.



Summary report

Output a summary report of your fleet that summarizes PSC performance, defective items and frequently identified deficiencies, including trends in deficiencies found in frequently visited countries and ports.



KPIs

Set your own KPIs and ship groups in order to monitor, measure and evaluate them.

More features are available free of charge to enhance PSC performance and assist in ship management.

For further details please refer to: <https://www.classnk.or.jp/hp/en/activities/portal/psc-intelligence.html>

NIPPON KAIJI KYOKAI

Survey Department

3-3 Kioi-cho, Chiyoda-ku, Tokyo 102-0094 Japan

Tel: +81-3-5226-2027, -2028

Fax: +81-3-5226-2029

E-mail: svd@classnk.or.jp

www.classnk.or.jp

June 2025